


ALTO MAIPO	OWNER'S INSTRUCTION Section 2.29 PHAM-PLN12-INS-0003	
-------------------	---	---

Contract: <input type="checkbox"/> AM-CO610/620B <input checked="" type="checkbox"/> AM-CO630/620A	SI 6340 IN° 0126
Scope Segment Description: Pregrouting VL 4	Scope Segment ID: 3, 4, 2
Location: VL 4 0+680	Time for Compliance:

Contractor shall immediately proceed with the Work described below, in accordance with the terms and conditions of the Contract. This instruction is limited to maximum of 1000 UF or USD \$ 50,000., and without impact on the lump sums or schedule (except for Equivalent Times in the BOQ).

Instruction: Do pregrouting at the face Ch 0+680, L=24m, 15 holes. Stop pressure 35 bar + water pressure or wcr kg cement

1.0	300
0.8	200
0.6	1000



If no pressure buildup, thicken the grout.

After pregrouting, drill two control holes, if water > 30 L/min before 10m length, drill new holes in the lower part and grout them, including the control holes. Same criteria as above (pressure, wcr, kg cement)

Owner estimate of impact is: Per Units in BOQ ☒ ; or cost ; &/or Time

If Contractor believes that this instruction constitutes a Change, Contractor shall promptly provide Notice according to Section 11 of the Contract.

Contractor comments (if any):

Issued by Björn Stuge	Received by Contractor ANTONIA DECHMAN
Sign: 	Sign: 
Designation:	Designation: ENG. GEOL
Date: 12/17 2005 Time: 11:50	Date: 12/17/15 Time: 12:00

White (original): Contractor / Yellow (copy 1): OE/ Pink (copy 2): ITO